




Seattle Distribution Center

6719 E MARGINAL WAY S, SEATTLE, WA

FOR LEASE



 **17 MINS**
Seattle CBD

**SUBJECT
PROPERTY**

For Leasing
Information Contact

EVAN LUGAR
206.248.6505
evan.lugar@kidder.com

PATRICIA LOVEALL, SIOR
206.248.7340
patricia.loveall@kidder.com

SeattleDistributionCenter.com

**Kidder
Mathews**

OWNED
BY

 **CLARION PARTNERS**

This information supplied herein is from sources we deem reliable. It is provided without any representation, warranty, or guarantee, expressed or implied as to its accuracy. Prospective Buyer or Tenant should conduct an independent investigation and verification of all matters deemed to be material, including, but not limited to, statements of income and expenses. Consult your attorney, accountant, or other professional advisor.

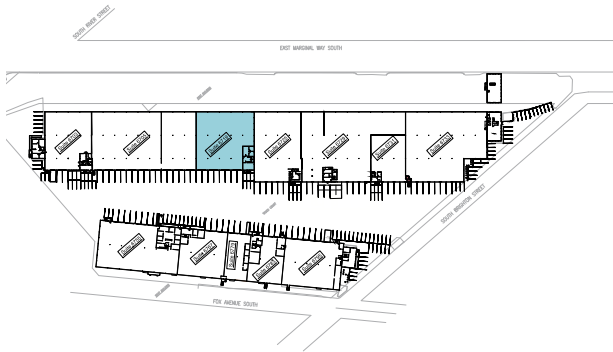
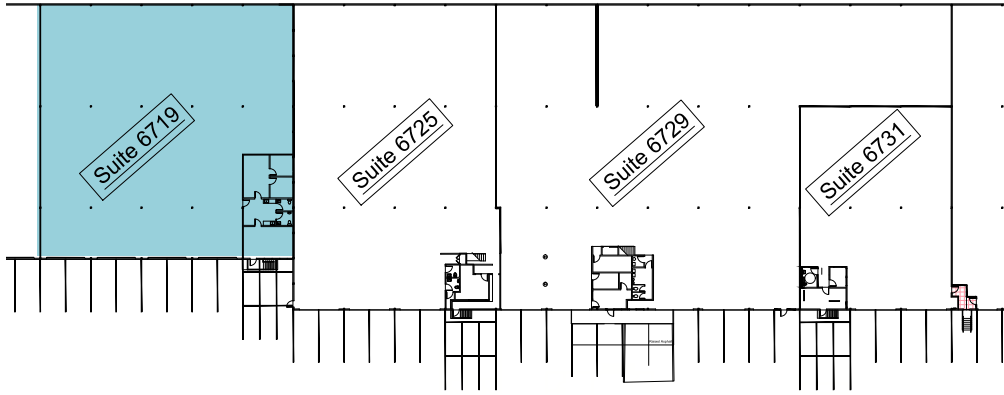
KIDDER.COM

FOR LEASE

Seattle Distribution Center

6719 E MARGINAL WAY S, SEATTLE, WA

Floor Plans



SUITE 6719
14,520 SF TOTAL WITH 1,191 SF OFFICE

14,520 SF total / 1,191 SF office

Ceilings: 26'

8 dock high loading positions (4 oversized docks at 18' x 10')

Column spacing: 24' x 48'

Construction type: concrete tilt-up (1967)

Zoning: IG1/U-85

Seismic: building upgraded to current code in 2005

See attached plan for office/warehouse configuration

Call for rates

EVAN LUGAR
206.248.6505
evan.lugar@kidder.com

PATRICIA LOVEALL, SIOR
206.248.7340
patricia.loveall@kidder.com

KIDDER.COM

This information supplied herein is from sources we deem reliable. It is provided without any representation, warranty, or guarantee, expressed or implied as to its accuracy. Prospective Buyer or Tenant should conduct an independent investigation and verification of all matters deemed to be material, including, but not limited to, statements of income and expenses. Consult your attorney, accountant, or other professional advisor.

